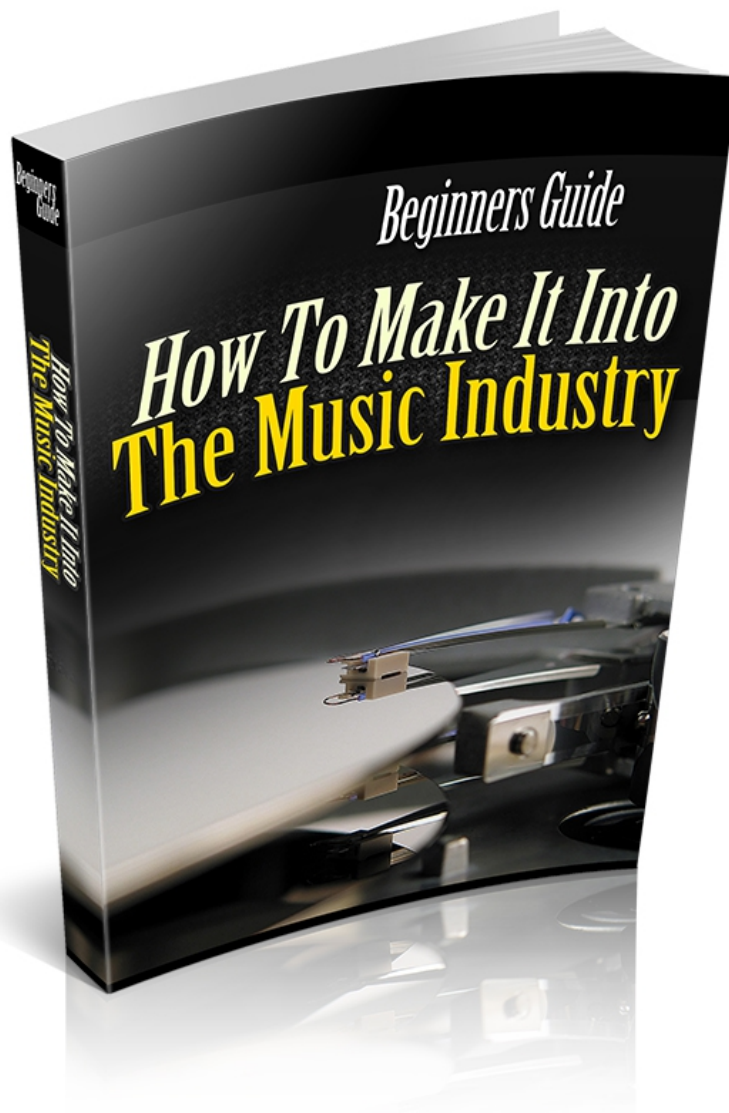


BEGINNERS GUIDE
**“HOW TO MAKE IT INTO THE MUSIC
INDUSTRY”**



Pssst.... do you want to learn the really advanced content that we couldn't include in this eBook?

[Click here!](#)

1. LEARN TO WRITE A SONG



With the digital technology age we live in, it has become much easier for music to be made without professional studio's and equipment, no longer do you need special skills, you don't even need to be able to play an instrument, we live in a time where everybody and their sister can and does make music.

Which brings me to the point of songs, because you made some music doesn't mean you got a hit that record companies will be rushing to take from you, you've probably heard record labels saying "we don't know what where looking for, but will recognize it when we hear it", which doesn't help you as the artist(s).

The truth of the matter is that 95% of music out there is taken originally from some other talented and gifted musician, in fact it is recycled ideas. Challenge yourself; you need to write your own material! Talent scouts in this business hear hundreds of mediocre songs every week; you need to make your song(s) stand out from the rest.

With a well written song it will pass the test of time, you may not even sing the song yourself, but it can still be a song that is in demand for years. If someone re-sings your song you will collect royalties on this which can't be a bad thing, so the key is to have good original lyrics.

One of the most difficult tasks in song writing – is getting started! But it's also one of the most important, because if you start well you'll have less trouble down the line. If you get past this point, the song tends to dictate where it wants to go; you just have to keep it on the right path.

Start your song with a title that appeals to you. Make sure it's a title that rings true to your ears.

2. NEVER STOP PRACTICING YOUR INSTRUMENT

Pssst.... do you want to learn the really advanced content that we couldn't include in this eBook?

[Click here!](#)



One of the curious developments of the late 70's was the increase of garage bands, punk rock bands, and do it yourself bands, who just picked up an instrument or started to sing with some friends, and 6 months later recorded a record and began playing live gigs.

Some new great music and directions in music came out of that situation. But now years down the line the novelty of making amateurish music has lost it shine.

The music that is the corner stone of the music industry you will find is often played by musician with a passion and respect for the old masters of Rhythm & Blues, Jazz, Folk Legends, and Rock, along with the songwriters or whatever inspired these musicians to take this path, you don't need to just play or sing you need to have the passion to always want to improve, you need to challenge yourself at all times to become a better and greater musician, never give up learning, fine tune your skills and then demand more from yourself.

Go to as many gigs as you can, listen with eyes open and see what other musician are doing and how they are doing it, and see if you can improve or create something new, your music can become our music, and go out to a wider audience.

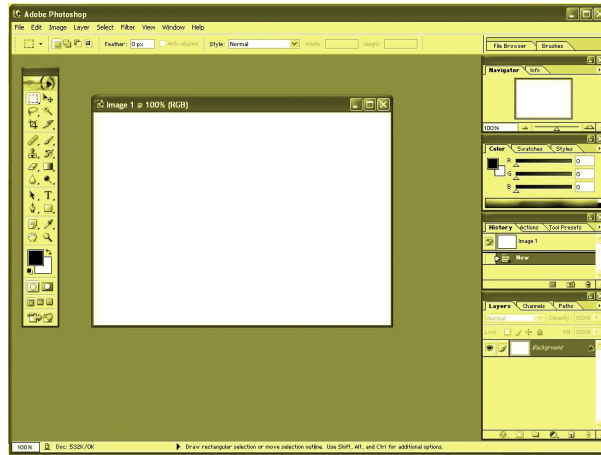
Think, can I do it better? Yes you can, but you must never give up learning more, take lessons in your instrument or singing to improve your chances, no matter what your development level you can still find your unique style, keep practicing to become perfect, go beyond your limitations, who knows you may discover something new about yourself.

In the business of music, if we hear something new, original and available to the public we can invest in you with more security.

Pssst.... do you want to learn the really advanced content that we couldn't include in this eBook?

[Click here!](#)

2. DESIGN SOME DECENT LOOKING PROMOTIONAL MATERIAL



Well as you guessed, you are going to need some promotional material: bios, fact sheets, cover letters, photos this is important that your audience knows something about you and your music, it might give DJ's some insight into what material you've done in the past and what's on the horizon for the future.

My advice to help musician's promote their careers would be to make your promotion material as informative as possible, include past press releases, or bio's, and write ups you may have had in the past and organize into a professionally written bio.

Do research with your possible targets as to how your promotion material is to be delivered; with the rise in internet technology you will find a lot of DJ's and record companies prefer to have promotional material sent via email. It's important your product looks visually good, if not it could get lost among the rest of promo material they receive on a weekly basis.

Make sure you don't forget a reaction form, you need to know what these DJ's and record companies are thinking about you and your music.

3. PLAY LIVE AS OFTEN AS YOU CAN

Pssst.... do you want to learn the really advanced content that we couldn't include in this eBook?

Click here!



The problems you can get with a lot of musician's hoping to carve a career within the music industry is lack of patience, not willing to work hard enough, wanting money and fame, not tomorrow but now.


You can normally tell the difference between a musician who's in it for the money, and a musician who's in it for the music. The musician who is dedicated to his/her musical career will play every live gig that is available to them, focusing on the fact that it's a long term project and not just for today. You may not get paid today for your live gig but tomorrow it may be different, it could be the gig that makes you get noticed, thus taking you on to the next level of where you want to be. Some musician's are in the music business for years without getting that break that gives them stardom, but they have never given up, never lost focus even after setbacks and disappointments.

On the other side you have the musician who wants it now, sometimes turning down gigs because of lack of money being paid, or in some case no money being paid. You have to remember that Rome was not built in a day.

4. COUGH UP THE MONEY TO REGISTER YOUR SONGS WITH THE COPYRIGHT OFFICE

Pssst.... do you want to learn the really advanced content that we couldn't include in this eBook?

Click here!



So you've made your song(s) but it doesn't stop there, you need to protect your interests, you want to get paid for performing your song(s) and need to take the correct steps going forward

You have taken the time to learn as much as you can about your skills, so why shouldn't you be the one to benefit. If you had a great invention I'm sure you would take the necessary step to protect your invention, you would probably apply for a patent, well the same rule will apply with your music. You have numerous places to find out more on this subject, do a search on the internet, your local library, or even a bookstore for the relevant information on copyrights; you need to learn as much as you can about this subject, you don't want to miss out on any royalties.

5. LEARN WHAT MANAGERS DO BY DOING MANAGEMENT FOR YOURSELF

Pssst.... do you want to learn the really advanced content that we couldn't include in this eBook?

[Click here!](#)



Much can be learned from doing your own management, learn by taking on the job of securing gigs, promotion, and publicity, planning tours, arranging rehearsal venues, deal with all the day to day problems that may arise, communicate with A&R Reps, label and publishing personnel.

But sometimes this work load can take you away from what you might do best, making music, it's at this stage you may have to consider appointing a proven manager to do this work for you.

To find the right manager may be difficult, as managers that do this for a living will normal only take on clients that will generate income

One of the most important jobs of a manager is to secure a recording and publishing contract for their clients; they will have the contacts and skills that is required of a manager to succeed in the music business.

Make your choice after careful consideration, as it is the manager that will be representing you in any music business deals that you may do in the future.

6. GET ACQUAINTED WITH ANY LABELS OR PUBLISHING COMPANIES YOU MAY BE INTERESTED IN

Pssst.... do you want to learn the really advanced content that we couldn't include in this eBook?

[Click here!](#)



You may have a few record labels or companies interested in your music, well this is normal and could be good for you, but tread on the path of caution, not everything that glitters is gold so be careful what you wish for. We've all heard good and bad stories about the music industry so you have to do thorough research on the companies or individuals concerned.

Some musicians get so excited when they know labels or record companies are interested in giving them a contract or a publishing company offers to sign them.

Take time to learn a few things about any potential contract being offered, what is their track record like in the music industry, are they familiar with your genre of music, how long have they been doing business, these and other questions could be crucial and must be asked before you proceed with any contract signing.

7. TAKE ADVICE ONLY FROM PEOPLE WHO HAVE TALKED THE TALK AND WALKED THE WALK

Pssst.... do you want to learn the really advanced content that we couldn't include in this eBook?

[Click here!](#)



Well as I'm sure you are aware that everyone has an opinion on business, the music business is no different, and we all think we know the best way forward, but do we?

It's all well and good you listening to advice from people, but it is far better to listen to someone that has been there and done it, and with a proven record of success. This has the benefit that mistakes they may have made you can avoid these by talking to them first, and deciding if what they say will affect you in any way.

But as a rule the best business comes from the experience of building your own career, learning from your label, record company, or publisher, and by your own mistakes, remember opinions are only regarded at this stage as feedback.

8. DON'T USE JUST ANY ATTORNEY FOR LEGAL ADVICE

Pssst.... do you want to learn the really advanced content that we couldn't include in this eBook?

Click here!



Now that negotiations are under way with the label or record company, or publishing company wanting to offer you a contract you so much desire, it's time to get an attorney or lawyer to act on your behalf.

It should be pointed out that when all is said and done, the negotiations usually tend to be left to the attorney or lawyer to sort out the finer details, the musician is never present at this stage.

The musician's attorney or lawyer and the label or record company, or publisher's attorney or lawyer will meet, talk over the phone, email, text, or use fax to make their offer and counter offer until they reach an acceptable conclusion. So my advice to you would be to use someone that specialises in music matters with a proven record in this business is a must, and absolute necessity for any serious musician who wishes to fight the good fight in the legal arena.

9. EDUCATE YOURSELF LEARN ABOUT THE MUSIC BUSINESS

Pssst.... do you want to learn the really advanced content that we couldn't include in this eBook?

[Click here!](#)



You've all heard musician moaning that they have been ripped off by their label, record companies, or publishing company, but is it the case? Well it would greatly benefit you if you were to educate yourself about the music business before diving into the contracts etc. Understanding common issue's can be of great benefit, but in most case the information you require is not far away.

There are dozens if not hundreds of books that can be obtained quite easily which will cover topics such as copyrights, contracts, standard business, business of music, the choices are endless.

You will also find that you may have a seminar or workshop near you.

You also have a lot of information on the internet that can be very helpful to you and your career.

SELL YOUR MUSIC

Pssst.... do you want to learn the really advanced content that we couldn't include in this eBook?

Click here!



So, you're a budding independent music producer, solo artist or part of a group that has been making the music for the masses, but don't know what step to take in order that you can have your music selling on CD and in stores, well read on and I will let you know the best way to achieve your goals.

What's the point of making all this music, but still can't get the deal with a record company to enable you to move to the next level and have your music selling in stores.

Where should I start, what should I be doing, how can I have it looking like those CD's I see in the store, how can I get it in the stores, these are a few of the questions you might be asking yourself.

This report is designed to help you overcome what may seem a daunting task, of getting your music on a CD that can sell in stores.

Over the past decade and more we have seen the rise of digital music, what I mean by this is the recording of music has moved away from Analogue recording as we know it; this is not to say Analogue is dead in the water as this is not the case, it is still used and preferred by some.

Pssst.... do you want to learn the really advanced content that we couldn't include in this eBook?

[Click here!](#)

But there's no getting away from the fact that digital is now the preferred choice for many as you may or not already know.

With the rise of the digital revolution, we no longer need to be experienced musicians to make music digitally, or require the big recording studio's with heavy financial costs, in fact it has opened the door to all those that wish to use it.

You can record almost anywhere within reason with the use of a decent computer, along with a good software package of your choice. With your computer you are not limited to where you can use it, you could be at home tonight, at a friend's tomorrow or even on holiday somewhere, you can still make the beats.

Can you imagine having an orchestra in your bedroom, no I didn't think so !

Anyway less of the chit chat and let me explain to you in brief terms what you can do to get your music on CD and in the stores.

Having over 25 years experience in music distribution I always keep getting asked, what's the best way to get my music production out in stores without major backing, or being signed by a record company. I cannot tell you everything I know, it might take another 25 years!

OK, so you decided on making a music production but not sure what to do know.

Well your first step should be to have your completed music recording(s) mixed, reason being I'm sure you want your recording to sound as you intended, this is something that you can possibly do yourself if you are competent enough with mixing music recordings. You would need the correct software package for this and you will find there are dozens to choose from; it would be a good idea to do some research on which package is best for you.

Another option would be for you to use a professional studio that is use to doing this type of work, if you think you're not competent to do it yourself, I would let the professional do it for you.

Once you have your music recordings mixed you will need to have your music recordings mastered, the same process applies as with having your music recording mixed.

Your music recordings needs to be mastered in order for it to be acceptable for manufacturing process, once it has gone for manufacturing you will not be able to change anything. It would require you to supply a new master, which I'm sure you don't.

So there you have it, you now have your music recording(s) mixed and mastered and ready for production.

You now need to think of presentation; how you want your artwork to look. You want your CD to look like other CD's on the shelf, if not better!

Pssst.... do you want to learn the really advanced content that we couldn't include in this eBook?

[Click here!](#)

You will have to get a design of some kind made which will represent your music; the key is presentation. You have to think would you pick it up, a CD in a store just by seeing it on a shelf without listening to it?

There are various options open to you, but the main thing is that it looks good or stands out among the rest of CD's on the shelf.

There are dozens of artwork packages available for creating CD artwork, ranging from the basic to the professional package for doing all sorts of artwork and graphic designs; but you may not want to do this yourself. You can always let the professional graphic designer do it for you, in which case you should be at hand to direct your graphic designer as to what sort of job you want done. You should have in mind the way it should look, and make sure it's what you want and not what your graphic designer wants, make sure you are happy with the finished product.

There are a few things you need to include in your artwork, but by looking at other CD's you should get an idea of how it needs to be presented.

You will need to ensure that you have your; Music Track(s) details and any necessary credits in place as well as any contact details which you use i.e. Tel No:, Email, Web Address.

You will also need a registered Barcode or UPC No: as this could save you money in the long term. A Barcode or UPC No: can be obtained online or through a good graphic designer or print shop,

You will need to have your Barcode or UPC embedded into your artwork. You will also need a catalogue number which should be on the CD artwork and the onbody disc.

Small note, if you send your CD to a distributor/wholesaler without a Barcode or UPC you will be charged per CD for this service, so best to do this at the artwork design stage if not, the Barcode or UPC will have to be stuck to outside of CD case.

This was the case I experienced and ended up having to pay for Barcode or UPC being stuck on my product, would have been cheaper if I got the barcode embedded on the CD artwork in first place!

This brings me to the manufacturing process which is pretty straight forward.

Firstly you have to decide how many CD's you want for your first production run, it may be a case that it is only for promotion first time round, but you should by now know your requirements.

In my experience CD pressing plants have a minimum amount you can press which is usually somewhere between 500 -1000 units, you may find some manufacturers will do less so it's just a ball park figure.

So unless you have pre-orders, I would be on the side of caution regarding this and do the minimum unless you require more.

Pssst.... do you want to learn the really advanced content that we couldn't include in this eBook?

[Click here!](#)

Upon manufacturing your CD you will have to get artwork templates which pressing plant should supply you with before you send in your job, reason being the templates will vary from manufacturer to manufacturer. Once you have obtained your templates you will need to pass it to your graphic designer if that was your choice for doing your artwork, the graphic designer will need to insert your artwork into templates obtained from manufacturer, also it will include CD onbody disc, bleed area for trimming the finished artwork and any other information you may need.

Once you supply the manufacturer with all job parts and info, you should get a delivery date when the job will be completed. This should take between 1-3 weeks depending on how busy the manufacturer is at time of taking your job, you should get your CD back all packaged with shrink wrapping and ready to sell.

Now down to the distribution of your CD, well as you can imagine you have various outlets available you will have to do some research. You have places like Amazon, CD Baby, Super D, HMV to name a few which will distribute your CD, which brings me back to Barcodes or UPC. You can sell to major outlets but without a Barcode or UPC you will be charged per CD to have these placed on your product which isn't a bad thing if you are only selling a small quantity, but if you have a hit and are selling a lot of units this will eat into your profit, you don't want to be paying for Barcode or UPC for every CD you sell do you? Didn't think so! when you can have all your CD's with a Barcode or UPC for a fraction if you embed this at the artwork stage.

When selling to a distributor, you must remember you will get paid less than the actual selling price in store, the reason being the distributor will want to make something i.e. money.

Carry out some research on prices you will be charged for their service, and any hidden clauses you may not know about, as some distributors will charge a storage fee for the privilege of having your stock in their warehouse. If your CD is not a good seller it could be expensive in the long term having your CD's sitting in a warehouse with not many sales.

This brings me to promoting your CD track(s)

It is possible you may want to do a test with the market to find out if you have a possible hit or something that will sell enough units to make the project worth your while and to proceed with.

You may want to do a promotional DJ mail out and see what reaction you get from DJ's that cover your genre of music. This can be a good gauge as to whether there will be a buzz on your music, and it could indicate on how it will fair in the open market.

Make a good press release package, present it well and attach a reaction form with your mail out so the recipient can give a fair assessment and honest opinion of your music.

Pssst.... do you want to learn the really advanced content that we couldn't include in this eBook?

[Click here!](#)

If you have music that will be for mainstream go to places that will play that sort of music, get to know the DJ's they can make or break your project. If you have them on side you are in the right direction.

You can use the social networking sites to promote your music Twitter, Facebook, Myspace, Tublar are a few of the most popular sites at the moment, but this changes all the time.

Make a video if possible which can easily be placed on youtube or similar video site, use the blogs site if you can and any of the music channels on TV. This will help as they are always looking for new material for their sites.

You have music magazines and newspapers which you can put adverts and articles in, the possibilities are wide.

Why not ask your family and friends what they think of your music, get as many opinions as possible. Also, if you can get any time on local or major radio stations then do so, not forgetting you have 1000's of internet radio stations. If you can get details for them this is also another option.

Do you have a website? You should if you are serious about your music, you can use email to send out promo's digitally, with this method I have used, shorten track(s) to avoid piracy.

The whole point is that you need as many people as possible hearing your music, it's no use having distribution if no one knows about it, the more interest you can get the better your chance of it being a success.

You have to remember that your distributor will not advertise your product unless you are signed to them in some sort of way.

Well that's the guide for getting your music out there in the wide open market without aid of the major companies.

Pssst.... do you want to learn the really advanced content that we couldn't include in this eBook?

[Click here!](#)

Pssst.... do you want to learn the really advanced content that we couldn't include in this eBook?

[Click here!](#)

DIGITAL MUSIC DOWNLOADS, THE BASICS.



This report is designed to help you overcome what may seem a daunting task getting to know the basics about Digital Music Download's.

Ok, so you've heard this term in music use Digital Download, and often wondered what it is, what it means, what does it do? Sounds like something from Star Trek !

Well read on my friend I will let you know what I know, it may help ease some concerns you may have that someone has told you about it, to which you still could not understand the concept.

What do I know about music; well I've currently been in the music distribution business for over 25 years and seen the changes in attitudes towards the music business. I have seen cassette disappear over the years, mini disc (who remembers mini disc) came but did not stick around too long, the slow decline of vinyl's but it still seems to be hanging around by its boot straps. I've also seen the rise of CD's which still has its place in the market, but the new kid on the block it seems is digital music downloads.

Over the past 10 years and more we have seen the rise in digital music, what I mean by this is the recording of music has moved away from Analogue as we know it. No longer is the audio cassette, phonographic disc (vinyl record) the preferred choice for listening to music as we know it, we have moved on in leaps and bounds to the digital revolution.

We no longer have to be an expert musician or sound engineer to make music, or require the recording studio along with the big overhead cost of producing your music tracks.

Digital recording has opened the door to all those that want to use it. You can record music almost anywhere within reason, with a good computer and the correct equipment, software and a little knowledge at a much lower cost than using a professional recording studio

Pssst.... do you want to learn the really advanced content that we couldn't include in this eBook?

[Click here!](#)

With the rise in digital music we now have a generation that has grown not knowing what a turntable is, or what it does, do you? I know I own a couple of turntables from when I use to DJ as a hobby but the funny thing is I've not switched it on in over a year....shame on me I should be keeping vinyl alive. For now CD's still have a place in the market place, but for how long? Will it go the way of cassette recording, vinyl recordings; the recoding of music will remain the same but how we deliver music may not. People want things now not yesterday; they want it delivered instead of going to their local store which will not be open 24 hours a day. In the comfort of your home you can browse on the internet any time so you have yourself a 24 hours store at your fingertip.

So the question is what is a music download? It is simply a music track that you can obtain via the internet which can be played on an electronic device made for purpose.

A digital music download would usually be delivered in a MP3 or DRM format which will enable you to play it on your device, the more popular of these two music formats is MP3.

They come in different bit rates, the commonly used bit rate is 128, 160,192, and 256, the higher the bit rate used the larger the file will be and the more space you will need on your hard drive.

The MP3 technology was originally developed by the German company Fraunhofer-Gesellschaft who now licenses the patent rights to the audio compression technology.

The inventors named on the technology MP3 are Bernard Grill, Karl-Heinz Brandenburg, Thomas Sporer, Bernd Kurten, and Ernst Eberlain. This team of experts began researching high quality low bit rate audio coding, a project named Eureka project EU147, Digital Audio Broadcasting.

MP3 stand for MPEG audio layer III which is the standard for audio compression, which makes any audio file smaller with little or no sound quality loss. You have other MPEG formats which are also used for video, but MP3 is just for audio.

All developers of MP3 encoders or decoder players now have to pay a licensing fee to Fraunhofer.

The first company to distribute this format was a company called SubPop, but Napster was the first major file sharing tool and popularized file sharing to the wider world.

DRM as it is called stands for Digital Rights Management that are used by hardware manufacturers, copyright holders, publishers and individuals that wish to limit the use of digital content and devices after sales. This is to stop the use of digital that are not desired or intended by the content provider, it is copyright protection to prevent piracy or obtaining unauthorized use to content, what does this mean? It means that it may not be able play in your device or computer like you would a MP3 track

The MP3 you obtain will be able to play on most up to date audio players; it will play on devices such as your computer, mobile phone, home DVD player and MP3 player, you will also be able to play it on some games consoles such as PSP hand held

Pssst.... do you want to learn the really advanced content that we couldn't include in this eBook?

[Click here!](#)

systems, and some car stereo's can now play these files. Maybe you are lucky enough to have a stereo that you can attach your device to, manufactures are now making it easier for you to play on most devices. So you may be able to plug your iPod or USB memory stick in your car stereo and away you go, the modern Smart TV's also have facilities to play audio including MP3.

As a general rule it is quite easy to obtain a MP3 track(s), you have various outlets where these are readily available, most you will be required to purchase but you have websites that offer free music, with the latter you will probably be limited to what you can actually obtain, they may not be the latest track(s) but if you pay for your music you will have the benefit of knowing that it is legal and the artist(s) producer will get some sort of royalty payment for their product.

The most popular site for obtaining music downloads is, iTunes, Amazon, Emusic, Spotify, HMV and Napster just to name a few, as there are now hundreds if not thousands of download sites available to you, all varying in contents and price.

To buy music downloads you will need to do it on a computer online, or you can use your mobile phone if you have a current up to day model which allows this. What this can mean for you is no more walking down to your local store and waiting for service, bearing in mind some stores don't even want to play the music for you, unlike downloads where you usually have the opportunity to preview the track(s) you want before you make your purchase and albeit at your own pace. Could you imagine going to your local store at 1a.m in the morning, no I didn't think so!

The buying process is straight forward, if you have bought something online before you should have, no problem. Once you have downloaded your digital music you can transfer them to your device for which it is to be played on.

But you want to know how you can play music downloads, well this depends on what device you have. For computers you will find most operating system come with built in audio/video players, but you don't have to settle for this if you don't want to as you have numerous audio playing software available, and the good news is most can be obtained free or for a small fee. You have Apple iTunes, Windows Media Player, Real Player, Winamp, Roxio Creator these should be suitable for PC, and you have Apple iTunes, VideoLAN VLC media player, Roxio Toast these should be suitable for MAC; you also have VideoLAN VLC media player, XMMS, Amarok these should be suitable for LINUX, these are just a few. I'm sure if you do some research you will probably find more which I have not mentioned.

The downside is that if you are used to buying CD's or records, you will be familiar with the fact you have your CD's or records in the hand which you can read credits, sleeve notes etc.

With a Digital music download you will probably just have an image/picture on your computer or mobile phone along with the track listing, or other music player device but I see this as a small price to pay, it is more important that you have the music to listen to, after all you can't play a picture, or can you? !

Pssst.... do you want to learn the really advanced content that we couldn't include in this eBook?

[Click here!](#)

But let's not forget this is the future of things to come, I mean I've been around music for as long as I can remember and to my surprise, I was given an ultimatum some years back, "don't bring home no more records, if you or your records" and you can guess what happened next, yes that's right I didn't bring any more records home, I brought CD's instead.

You see I have thousands of 7" records, thousands of 12" records, thousands of LP's and the problem I now face is they take up far too much space. I can walk around the few LP downloads in my pocket, on my mobile phone or iPod, but try fitting a LP vinyl in your pocket, you better have large pockets.

So you see Digital music download has its place just like the rest of music, it's easily stored you can have thousands of music tracks on a device that fits snugly in the palm of your hand, pocket or bag.

A digital music download can be up to ten times smaller than a average audio CD thus enabling as many as 180 tracks for the same disk space of a audio CD making it easy to store, if you had a choice 2000 CD's on a shelf or 2000 music download tracks on your computer, what would you prefer?

Some of you may or may not have made music in the past and thought about selling as a digital download; well this is now achievable with the rise of digitally downloadable music. There are now hundreds if not thousands of outlets that now accommodate digital music, with the services now being streamlined it is a lot easier for you to get your music on download and out in the open market, and at a fraction of the cost of manufacturing on CD or Vinyl format.

What would be required to get your music as digital download is your choice of download site, as you have so many to choose from now you would have to do your research as terms and condition vary from site to site.

You have download sites such as iTunes, Amazon, Emusic to name a few, you also have some of the bigger company's but you may find that you need a catalogue of music, so the small companies will accommodate the independent labels.

You have some that will want an upfront one off fee, some will want a monthly fee, and others will not charge you for this but take a percentage of your sales. You may find some that will pay you monthly whereas some will pay quarterly, but you can decide.

You will need to supply an artwork cover and fill out any necessary copyright information, then you should be ok to submit to download site, but the same rule of thumb applies as with any music you release. You must promote your music, you need to get noticed in the competitive world of music, if no one knows about it you make your job harder you need to be heard.

Pssst.... do you want to learn the really advanced content that we couldn't include in this eBook?

[Click here!](#)

Reasons Why A Band Needs A Website

If you are in a band and serious about making it big in the music industry, having your own website is a great move towards being noticed. With your own website this will allow you to tailor it specifically to your requirement and to represent each individual in the band; which will be easier for your fans to access by just typing in one web address.

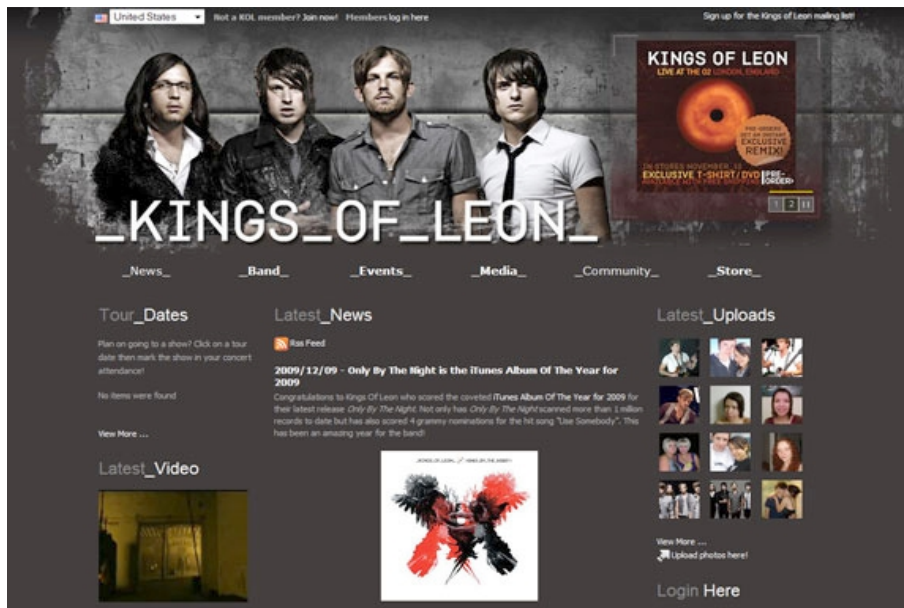
Make sure the website is done to a high standard, and looks good visually. There is nothing worse than your fans or potential fans going onto your website and being disappointed with the quality.

You can do blogs on your website where your fans can interact with you, and you can also give the fans the option to sign up for a newsletter. You want your fans to feel connected to your band.



Pssst.... do you want to learn the really advanced content that we couldn't include in this eBook?

Click here!



Here are our top 5 reasons why your band needs a website.

Build An Email List

A lot of bands don't have a mailing list, which they should; it helps to keep your fans posted with upcoming gigs and any products you have coming out.

By creating a mailing list this will ensure your fans get all the information from one source, rather than having to go to several different sites.

You can give away a free download of a track or one of your live videos; this will give your fans an incentive to sign up to your mailing list.



Online Store

An online store is important so fans can get your CD's, posters, t-shirts, or any other merchandise you have to sell. This also makes it easier for your fans to purchase your products than having to search through various sites.



Online Press Kit

Having an online press kit is essential so you can tell venue hosts managers or booking agents to look at your profile on the website. Your press kit should include photographs by a professional photographer, music files, a written biography of your band, press clippings and videos of your band performing.

Pssst.... do you want to learn the really advanced content that we couldn't include in this eBook?

Click here!



Credibility and Professionalism

Having a website shows credibility and professionalism. It is important for your fans to check out what you do on your website.



Having An Edge

Having your own website gives you an edge over other bands that do not have a website; it gives the fans easy access to know what you are doing and builds up the reputation of the band.



Pssst.... do you want to learn the really advanced content that we couldn't include in this eBook?

Click here!

Your Guide To Getting Your Music On Different Online Sites

There are actually a lot of ways that you can get your music on different online sites, yet there is a need for you to know the details more so that it will be a successful transfer. You should know that if you will be successful in transferring your music to online sites, you will have the chance to get royalties. But you have to remember that when you become successful in doing so that will be the time that you'll get it successful. More to that, you should always remember that when you try to transfer your music to iTunes there will be no fee required at all. All you need to do is to comply a specific process then everything will go into place. There are no restrictions at all whether how many times you post music on iTunes, for as long as you want you can definitely do so. The first thing you should do is just to fill in the application provided by iTunes then your application will then be reviewed. You should know that this step is actually done by all, all artists who wish to add their music on iTunes will undergo the same process. The review of application is often made for the purpose of upholding the name they have established and even if it is open to all they often see to it that only those who are able to comply with their standards will have the chance to take a slot.

Most of the things will actually depend on the persistence of applications received, if there are a lot of applications being passed then it may take some time before you will receive any feedback for your application. However, you shouldn't be afraid whether you'll receive a reply or not because they will just contact you at the email address that you have provided in your application. They will also tell you the whether your application is approved or not. After you will receive such confirmation, you can then upload your music to Apple website as what have been stated on the email you have received. Through the link, you can now have an easy access for the download of your music. You can also choose your own cover with the corresponding price, and of course there should be a brief description on what your music is. This will help a lot of people understand what the music you are giving is all about.

It is a fact that if we can't get our feet on the right things to do, then chances are we will never get to the bottom of it. If you won't be able to get the right step then there will be a chance that you'll get nothing out of it. That is why following the steps would be very vital.

Understanding The Industry Of Selling Your Own Music on iTunes and other Online Sites

No matter what kind of music you plan to download on iTunes, it will not matter at all. It may be Rhapsody, mellow drama, rock or any kind of music, for as long

Pssst.... do you want to learn the really advanced content that we couldn't include in this eBook?

[Click here!](#)

as you are sure that it will be a hit. You should also see to it then that you have uploaded the music very well because without this nothing will be possible with your wish to upload your music. You should seek for the proper music distribution site that will take care of your music as it is downloaded. You should see it then that the format of your song will be in WAV because if not you will not be successful in doing so. There are actually ways that you could convert your music program to change CD tracks to WAV, in cases that it will really require you to do so. You can get the conversion of the song to WAV files through a stereo that has a 44.1 kHz sample rate and a 16 bit sample size. Visit a site designed to edit and sell digital music.

You have to be sure actually that you will be able to follow the directions provided by the site on how to upload music and important information such as the name of the song and the artist as well. Try to add any graphic as well which will at least be 1600 by 1600 in size and at least a 72 dpi resolution. However, you should remember that the graphic is not really that necessary, yet it is important because it will help you get the attention you want for your music. The site will actually handle everything else to get the material on the retail sites and you don't have to worry no more when it comes to this. You can actually pay through PayPal or a credit card, all you need to do is to choose from the options provided for you. Despite that you have to make sure that it may take up to six weeks or more for the sites to list new music which will definitely include yours, this will happen if there are a lot of music in line.

You should know that having your music into the iTunes Music Store can be a vast step to take but it will help you gain the necessary exposure you've always wanted. After all there are a lot of listeners and avid fun of this store and you'll really get the market you've wanted. Just be sure that you get in control with all of this than anyone else. Following the steps whole heartedly will not harm you at any point you will look at it.

The Facts About Getting Your Music With iTunes

You have to be very meticulous on these steps because this will tell you whether you are successful on your process or not. The first thing that you will do is to fill out the online application form that will be provided by the site. You will then be required to enter the name of the artist who has sung the song you will be uploading. You also have to be sure that the address and the phone number of the said artist will be provided because this will surely be needed on future purposes. You need to be sure that you fill in all the required details for your own

Pssst.... do you want to learn the really advanced content that we couldn't include in this eBook?

[Click here!](#)

benefit. Through this it will be that easy for all of us to search on the type of song you truly want and download it. If you will just think about it thoroughly, you will realize that things are a lot easier as it is made this way.

You will now feel like downloading your own choice of music is just a click away and you will no longer find it that of a hassle to do so. After all you are not required to do a lot of things just to be sure that the song gets in your phone in an instant. Indeed, things are a lot easier to handle when things are connected with the new technologies because things are always simplified. Aside from the fact that you will be able to download music from iTunes, you will also have the chance to sell your own music through this online service and you'll definitely earn from this. Some may actually not believe on this and they will often think that this is impossible but you really can do so with iTunes.

If you want your music to be sold online, there is a need for you to secure an approval before anything else will go in the process. In this modern world, we are enjoying a lot of technologies and gadgets. We find great joy as we take advantage of the new leisure that is given to us. One of the things that we enjoy is music and we would really want to know how to upload your own set of music to iTunes and in return we will be able to receive rewards after our music will be downloaded. We have to be aware that these things you will allow us to enjoy without actually causing us any stress. After all, this is what we mean about enjoyment and we definitely will enjoy it as much as we can. Thus, you have to be sure that you take things at hand so that you'll truly enjoy such application.

Steps On Getting Your Music On iTunes

In everything we do, there are certain steps that we have to consider just to make things right. It is a fact that if we can't get our feet on the right things to do, then chances are we will never get to the bottom of it. Nothing will surely happen as you try to get your music on iTunes. It usually takes some important steps to remember so that your download will be successful but you don't have to worry because you can surely handle it. But even if the steps would come complicated, you will definitely find a way to learn it because of the royalties that you will get out of selling your music on iTunes. This is actually one of the reasons why people want to try getting their music on iTunes. Aside from that, it gives them exposure that will truly make your singing career a possibility.

The first thing that you should do to get your music on iTunes is to open your internet browser and get in the Apple site because this is where you'll start your journey in getting you music on iTunes. The next thing that you will do is to click on the iTunes tab which is located at the top of the browser window. From here

Pssst.... do you want to learn the really advanced content that we couldn't include in this eBook?

[Click here!](#)

you can now look at the “Content Providers”, which is actually a link that will lead you to the bottom of the browser which is underneath the “Partner with iTunes” section. After that, you may now have seen the link where you can actually hit the online application provided which is below the “Become a content provider” section. You are then required to click the drop-down menu which is located at the iTunes application. After that you have to select your chosen application, there are certain choices but since you opt to download your music, you should choose music. Then you will have to click the tab which says continue so that you can go on with the process. Remember that you can’t continue with the process not until you hit the button “Continue”. You have to be very meticulous on these steps because this will tell you whether you are successful on your process or not.

The next thing that you will do is to fill out the online application form that will be provided by the site. You will then be required to enter the name of the artist who has sung the song you will be uploading. You also have to be sure that the address and the phone number of the said artist will be provided because this will surely be needed on future purposes. You need to be sure that you fill in all the required details for your own benefit.

Learning How to Get Your Song on iTunes

In this modern world, we are enjoying a lot of technologies and gadgets. We find great joy as we take advantage of the new leisure that is given to us. One of the things that we enjoy is music and we would really want to know how to upload your own set of music to iTunes and in return we will be able to receive rewards after our music will be downloaded. We have to be aware that these things you will allow us to enjoy without actually causing us any stress. After all, this is what we mean about enjoyment and we definitely will enjoy it as much as we can. However, before you trying to go on the details and the process on how to get you songs on iTunes, you should try to understand on what iTunes store is all about because this is the only way to make you understand what you are getting in.

iTunes store is actually known to be a digital music store which allows us to make use of the advancement of internet and all of the other technologies we have. It will allow people who have internet access to create an iTunes account. Through this it will be that easy for all of us to search on the type of song you truly want and download it. If you will just think about it thoroughly, you will

Pssst.... do you want to learn the really advanced content that we couldn't include in this eBook?

Click here!

realize that things are a lot easier as it is made this way. You will now feel like downloading your own choice of music is just a click away and you will no longer find it that of a hassle to do so. After all you are not required to do a lot of things just to be sure that the song gets in your phone in an instant. Indeed, things are a lot easier to handle when things are connected with the new technologies because things are always simplified. Aside from the fact that you will be able to download music from iTunes, you will also have the chance to sell your own music through this online service and you'll definitely earn from this. Some may actually not believe on this and they will often think that this is impossible but you really can do so with iTunes.

If you want your music to be sold online, there is a need for you to secure an approval before anything else will go in the process. This approval will then make you a content provider on iTunes. As a content provider, you will now then be allowed to upload contents to the iTunes store at any time of the day you want just be sure that you follow the steps provided.

Learning How to Get a CD Distributed Without a Major Label To Succeed

There are no restrictions at all whether how many times you post music on iTunes, for as long as you want you can definitely do so. The first thing you should do is just to fill in the application provided by iTunes then your application will then be reviewed. You should know that this step is actually done by all, all artists who wish to add their music on iTunes will undergo the same process. The review of application is often made for the purpose of upholding the name they have established and even if it is open to all they often see to it that only those who are able to comply with their standards will have the chance to take a slot. Despite that you have to make sure that it may take up to six weeks or more for the sites to list new music which will definitely include yours, this will happen if there are a lot of music in line.

You should know that having your music into the iTunes Music Store can be a vast step to take but it will help you gain the necessary exposure you've always wanted. After all there are a lot of listeners and avid fun of this store and you'll really get the market you've wanted. Just be sure that you get in control with all of this than anyone else. Following the steps whole heartedly will not harm you at any point you will look at it. In everything we do, there are certain steps that we have to consider just to make things right. Most of the things will actually depend on the persistence of applications received, if there are a lot of

Pssst.... do you want to learn the really advanced content that we couldn't include in this eBook?

[Click here!](#)

applications being passed then it may take some time before you will receive any feedback for your application.

You should seek for the proper music distribution site that will take care of your music as it is downloaded. You should see it then that the format of your song will be in WAV because if not you will not be successful in doing so. There are actually ways that you could convert your music program to change CD tracks to WAV, in cases that it will really require you to do so. You can get the conversion of the song to WAV files through a stereo that has a 44.1 kHz sample rate and a 16 bit sample size. Visit a site designed to edit and sell digital music. You have to be sure actually that you will be able to follow the directions provided by the site on how to upload music and important information such as the name of the song and the artist as well.

***Pssst....* do you want to learn the really advanced content that we couldn't include in this eBook?**

[Click here!](#)